



CB425A-DP

Ice Cube



Self-contained ice maker - Sprayer system Daily production up to 49 kg

Brema's new Green Tech CB range offers self-contained ice machines for bench top, under bench or free-standing installation. These machines produce attractive, crystalline cubes weighing 13g which rapidly chill and enhance the appearance of any beverage.

The Brema CB425A-DP is an under bench ice cube machine that produces 47kg of ice per 24 hours and has storage capacity of 25kg.

The CB range of self-contained ice cube machines is the perfect fit for cafes, restaurants, hotels, bars and nightclubs.

► Features

- Compact and crystal cube
- AISI 304 SS Scotch Brite finish
- Tropical class +43°C rated
- Cleanable antiscald filter
- Air cooling system
- Easy cleanable internal rounded surfaces
- HCFC-Free insulated storage
- RoHS Free
- Disappearing insulated door
- Electromechanical operation
- ON-OFF rocker switch
- Standard and special voltages
- Built in drain pump
- 25kg storage capacity
- Produces 13g cubes




► Accessories

- Water inlet hose
- Drainage hose
- External water filter
- Pressure limiting valve
- Plastic ice scoop
- Adjustable stainless steel legs (4)



► Options

- 65-85mm feet



Green Tech Design



Side openings for better ventilation

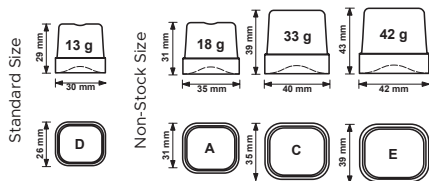


Double water inlet (W models only)



Plug-in electrical connection

► Ice cube size



► Production 24h

Air temp.	Water temp.	kg
10° C	7° C	49
21° C	15° C	47
32° C	21° C	40

3 Years Warranty

► Certifications available for this model



www.comcater.com.au contactus@comcater.com.au

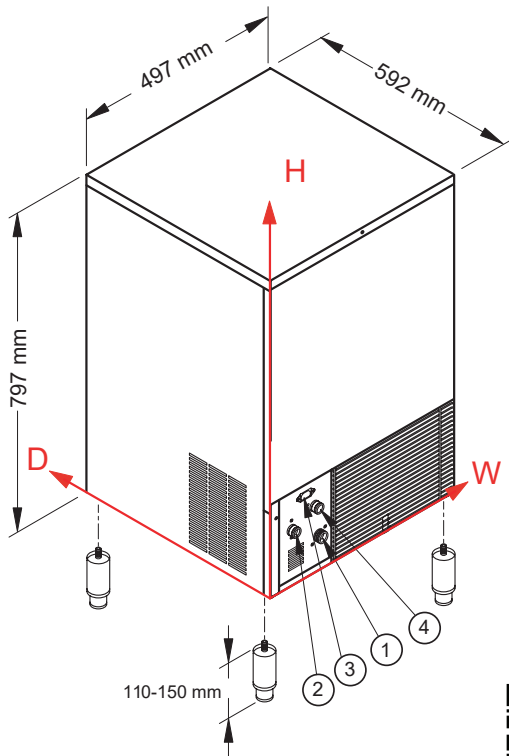


Ice Cube

CB425A-DP



Self-contained ice maker - Sprayer system Daily production up to 49 kg



► Working conditions

- Location: **Indoor**

	Min	Max
Ambient temperature	+10°C	+43°C
Water temperature	+3°C	+32°C
Voltage	-10%	+10%
Water inlet pressure	1bar (14 psi)	6bar (84 psi)

► Connections

All measures are referred to the rear bottom-left corner (W-H-Ø)

- ① Water in.: 111mm - 196mm - 3/4" ② Water out.: 49mm - 151mm - 24mm - 3/4" ③ Electrical connections.: 156mm - 232mm
 ④ Cond. water in.: 119mm - 181mm - 3/4" ④ Only for water cooling systems

► Technical Information

Production in 24h	47kg
Store capacity, up to	25kg
Cooling system	A
Kind of cube (standard)	D-13g
Kind of cube (non-stock)	A-18g, C-33g, E-42g
Refrigerant	R452A
Standard voltage	240V - 50 Hz - 10A (lead with plug supplied)
Power consumption*	465W

Finish	AISI 304 stainless steel
Clearance	100mm sides + back
Water consumption	A: 4.1 l/kg
Sizes (W-D-H)	497 - 592 - 797
Sizes with pack (W-D-H)	550 - 660 - 970
Net weight	46kg
Gross weight	54kg

All the technical information need to be considered at the following conditions:
 Sizes without feet
 Standard Cube (13 g)
 Ambient temperature +21°C
 Water temperature +15°C
 *Average power consumption at +43°C (standard voltage)

Models and specifications are subject to change without notice

