



EASYMIX

ELECTRIC KETTLE WITH INTEGRATED STIRRER

GENERAL CHARACTERISTICS

- Nominal content: 150, 200, 250 or 300 litre
- Kettle bowl in 316 acid resistant steel, all other parts in 304 stainless steel
- Full welded, insulated kettle body with etched volume markings
- Working pressure: 1,0 bar
- Max. steam temperature: 120° C
- Adjustable, vertical control box with IPX6 protection class
- Integrated isolator switch
- Pressure gauge
- Tilt height : min. 400mm from floor to bottom of pouring lip
- Unheated top for lower energy waste and better comfort
- Hinged easy open/close lid with gas-spring and ergonomic lid arm
- Lid made from stainless steel with inspection hole
- Safety device to prevent tilting with a closed lid
- Electric tilt with adjustable TiltBack
- Error codes for user errors and appliance faults
- Maximum temperature on the outside of the kettle bowl after 3 hours cooking: <40°C
- Working height: 900 mm
- Automatic filling of water in the steam generator
- Spray gun

VARIANTS

- Can be built together with Easy
- Possibility to have mounting pillar to the left

STIRRER

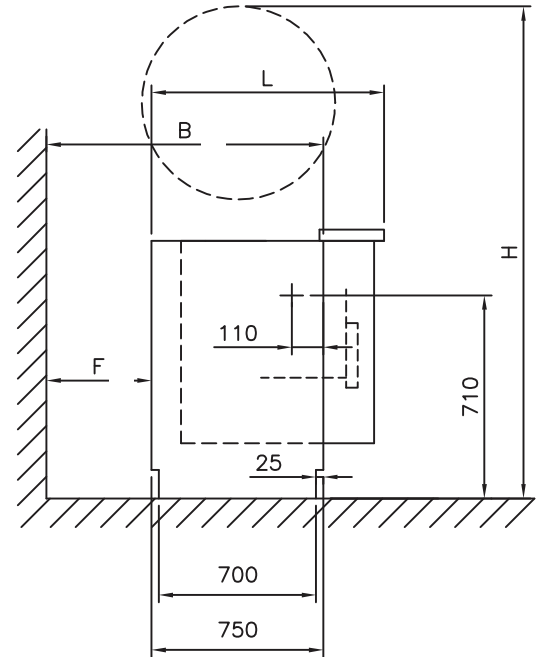
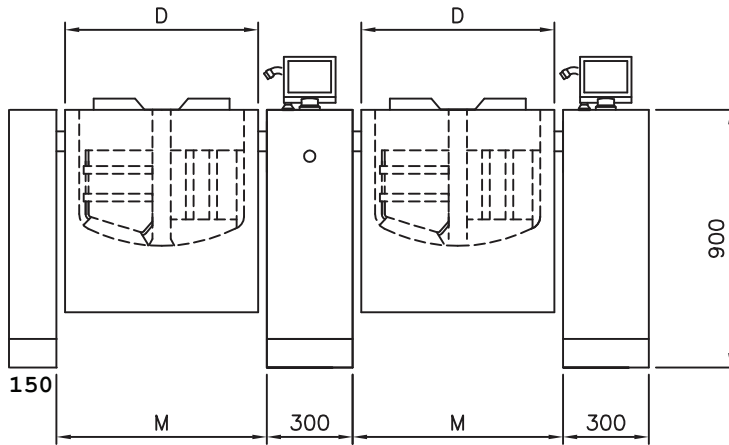
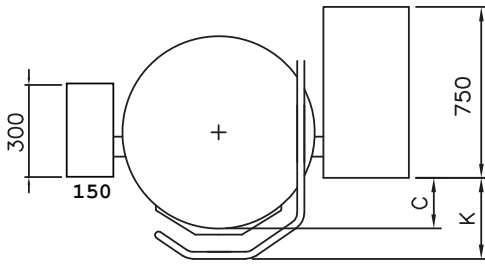
- Fully integrated stainless steel stirrer
- 5-140 rpm
- Easy removable scrapers made from synthetic food approved materials
- Slow acceleration/deceleration for improved safety
- Fast stopping of stirrer when lid is opened
- Stirrer is protected against overload
- Noise level in use: less then 55 dB

CONTROL AUTO TEMP 36

- Time controlled waterfilling
- Electronic control of jacket temperature
- 7 dynamic stirring patterns with reversal and variable speeds
- Timer for cooking time/hour
- Real time clock
- PowerMix
- WaterLevelAutomatic
- Access code can be selected
- Two sets of arrow keys for fast, precise setting

OPTIONS

- Watermeter for accurate water amounts
- Connection for Power-Management-System
- Temperature sensor collection of temperature data
- SlowMix with adjustable tilting speed
- Drain valve/ Butterfly valve
- Rotatable lid



Product Code	Type	Dimensions							Electric			Water			
		C (mm)	D (mm)	F (mm)	H (mm)	K (mm)	L (mm) 750 pillar	M (mm)	Nom/brim volume (L)	Weight (kg)	Rated Power (kW)	Current consumption (A)	Time to boil 10-90°C (min)	COLD	HOT
AU110006	EasyMix 150	180	792	675	1950	325	950	852	150/169	365	31.5	3x49	28		
AU110007	EasyMix 200	180	842	710	1982	325	950	902	200/222	397	31.5	3x49	38	1/2", 1.5-6 bar	1/2", 1.5-6 bar
AU110008	EasyMix 250	180	940	775	2115	325	960	1000	250/278	495	47.2	3x74	31		
AU110009	EasyMix 300	180	1040	844	2194	325	1060	1100	300/334	574	47.2	3x74	38		

SPECIFICATIONS ARE SUBJECT TO CHANGE WITHOUT NOTICE. Drawing and mounting can not be made from these data alone. Further measurements, other voltages and connections and information about electrics, water, steam, compressed air and special conditions regarding leakage current is available in the complete technical data.